



WMF Gold Sponsors

WMF World Adventure Golf Masters 2022 Kuopio

Separate link to the Mixed Pairs Final results:
www.minigolf-live.com/turnier1196c/result.htm

Tournament director: Pasi Aho, WMF Vice President Sport

Jury: Pasi Aho (chairman), Maciej Madrowski (WMF Vice President Youth), Maarit Larinen (WMF Sport for all committee)

Referees: Ari Ahrenberg (head), Wil van Disseldorp

BAMS: Maarit Larinen
Media: Maciej Madrowski

Playing format:

Team competition will end after R6. Individual categories will end after R7 (to be played on Saturday due to bad weather forecast for Sunday). After R7 the best 18 players (and tied scores at the cut) will qualify for the overall final (R8). The overall winner is the player with best total score over 8 rounds. Mixed pairs final will be played over two rounds starting from scratch.

Sudden death for qualification to mixed pairs final:

Björk / Ikola win on lane 2
 Sudden death for 3rd place in General class women:
 Jenny Erlandsson wins on lane 3
 Sudden death for 2nd place in the overall final:
 Tom Ahlberg wins on lane 1

Jury decision Thursday, June 16, 17:55

After mistake in their registration form and a request from Team Sweden we have changed two playing positions inside one team after the registration deadline. This change was approved by all other nations who have teams in the team competition, which was the condition for doing the change.

Jury decision Friday, June 17, 14:00

According to the agreement on coach meeting (based on bad weather forecast for the next days) we will complete also Round 4 today.

Saturday

13:57: rain interruption
 14:04: play is resumed
 14:09: rain interruption
 14:15: play is resumed
 14:30: rain interruption
 14:44: play is resumed

Jury decision Sunday, June 19th, 06:15

The earliest starting time for overall final is 12:00 due to bad weather forecast for the morning hours. Mixed pairs final will be played after the overall final.

Jury decision Sunday June 19th, 10:40

Earliest start postponed to 13:00.
 Decision 11:50: Earliest start postponed to 14:00.
 Decision 12:55: Earliest start postponed to 15:00.

Female youth

Rank	Name	Club	Country	R1	R2	R3	R4	R5	R6	R7	Average	Diff	Tot	Par
1	Kristina Komar	-	SVK	35	28	33	35	32	34	37	33,4	9	234	-18
2	Katarina Belkova	-	SVK	39	32	34	29	33	39	31	33,9	10	237	-15
3	Lina Lennestål	-	SWE	37	34	38	33	38	32	31	34,7	7	243	-9

Male youth

Rank	Name	Club	Country	R1	R2	R3	R4	R5	R6	R7	Average	Diff	Tot	Par
1	Anton Eriksson	-	SWE	31	31	33	29	31	25	29	29,9	8	209	-43
2	Kasper Kammonen	-	FIN	32	31	30	32	30	28	28	30,1	4	211	-41
3	Oliver Mäntylä	-	FIN	30	31	34	31	33	32	30	31,6	4	221	-31
4	Matej Vtcek	-	CZE	29	33	34	31	30	31	34	31,7	5	222	-30
5	Adrian Kollar	-	SVK	35	33	34	34	35	32	34	33,9	3	237	-15
6	Henri Normaja	Kuopio AGC	FIN	37	35	38	34	34	35	37	35,7	4	250	-2

General class women

Rank	Name	Club	Country	R1	R2	R3	R4	R5	R6	R7	Average	Diff	Tot	Par
1	Carolyn Svensson	-	SWE	32	32	36	30	30	28	31	31,3	8	219	-33
2	Anna Koldova	-	CZE	29	31	32	36	30	34	30	31,7	7	222	-30
3	Jenny Erlandsson	-	SWE	32	33	33	35	32	30	31	32,3	5	226	-26
4	Mia Vuorihovi	-	FIN	30	33	31	32	38	33	29	32,3	9	226	-26
5	Reka Zsolnai	-	HUN	39	40	33	39	34	33	42	37,1	9	260	+8
6	Julia Finnholm	C-94	FIN	34	39	41	38	37	37	43	38,4	9	269	+17

General class men

Rank	Name	Club	Country	R1	R2	R3	R4	R5	R6	R7	Average	Diff	Tot	Par
1	Aki Sillman	-	FIN	27	29	25	27	32	28	28	28,0	7	196	-56
2	Tommi Lantta	-	FIN	30	30	30	28	26	28	31	29,0	5	203	-49
3	Eetu Ikola	-	FIN	26	29	34	32	31	27	28	29,6	8	207	-45
4	Seve Kukielka	-	GBR	28	30	28	31	29	30	33	29,9	5	209	-43
5	Kevin Sundström	-	SWE	29	28	33	31	30	28	31	30,0	5	210	-42
6	Patrick Riener	-	AUT	30	34	31	29	28	29	30	30,1	6	211	-41
7	Eddie Söderlund	-	SWE	29	31	28	30	32	30	32	30,3	4	212	-40
7	Milan Provaznik	-	CZE	30	29	29	32	33	30	29	30,3	4	212	-40
9	Timo Vartiainen	Manse RG	FIN	27	34	27	33	29	32	31	30,4	7	213	-39
10	Frank Bisesi	-	USA	31	34	29	31	29	31	30	30,7	5	215	-37
11	Amir El-Quachani	-	SWE	31	33	31	30	33	29	30	31,0	4	217	-35
12	Marton Geda	-	HUN	29	28	30	32	37	31	30	31,0	9	217	-35
13	Daniel Moser	-	SUI	30	30	30	32	35	30	31	31,1	5	218	-34
14	Aapo Siurola	-	FIN	32	32	34	29	31	29	31	31,1	5	218	-34
15	Alexander Dahlstedt	-	SWE	34	33	31	29	29	34	28	31,1	6	218	-34
16	Lukas Kucera	-	CZE	30	34	31	33	30	30	32	31,4	4	220	-32
17	Vojtech Miksovsky	-	CZE	32	32	35	30	34	30	29	31,7	6	222	-30
18	James Rutherford	-	GBR	32	33	30	32	30	34	32	31,9	4	223	-29
19	Jan Paytina	-	SVK	33	34	30	35	31	30	31	32,0	5	224	-28
20	Gunnar Bengtsson	-	SWE	31	33	32	32	32	34	31	32,1	3	225	-27
21	Petri Lönngren	Turku RGS	FIN	33	28	34	32	32	34	32	32,1	6	225	-27
22	Paul Tutt	-	GBR	33	28	33	36	33	34	31	32,6	8	228	-24
23	Jeremy Inabinet	-	USA	37	26	30	38	32	36	35	33,4	12	234	-18
24	Balazs Tompa	-	HUN	35	31	35	32	37	35	36	34,4	6	241	-11
25	Richard Nana Gyau Amoah	-	GHA	39	39	43	40	39	44		40,7	5	244	+28 Did not finish

Female seniors

Rank	Name	Club	Country	R1	R2	R3	R4	R5	R6	R7	Average	Diff	Tot	Par
1	Annelie Lundell	-	SWE	31	32	28	29	28	30	30	29,7	4	208	-44
2	Sandra Walker	-	FIN	33	30	31	32	31	28	34	31,3	6	219	-33
3	Vanette Block	-	USA	30	32	33	29	31	32	33	31,4	4	220	-32
4	Tuula Mörck	-	FIN	37	28	29	29	32	34	33	31,7	9	222	-30
5	Seija Björk	-	FIN	33	31	33	30	38	33	32	32,9	8	230	-22
6	Kristiina Andreasson	Sibeliuspark MGK	FIN	33	33	32	37	34	36	31	33,7	6	236	-16
7	Anki Sandvik	Botnia MGK	FIN	32	38	35	35	31	32	35	34,0	7	238	-14
8	Katarina Schmiesterova	-	SVK	34	38	27	43	31	30	36	34,1	16	239	-13









Male seniors







Rank	Name	Club	Country	R1	R2	R3	R4	R5	R6	R7	Average	Diff	Tot	Par
1	Tom Ahlberg	-	FIN	31	30	28	30	29	29	24	28,7	7	201	-51
2	Marko Nuotio	-	FIN	29	30	31	31	28	27	27	29,0	4	203	-49
3	Mikko Oinonen	-	FIN	29	31	28	29	32	28	27	29,1	5	204	-48
4	Rick Baird	-	USA	30	30	30	28	31	27	29	29,3	4	205	-47
5	Christer Söderlund	-	SWE	28	30	34	32	27	29	27	29,6	7	207	-45
6	Christian Adler	-	AUT	31	30	32	29	34	29	28	30,4	6	213	-39
7	Daniel Vlcek	-	CZE	32	29	30	29	32	33	29	30,6	4	214	-38
8	Karl Lakos	-	AUT	29	30	33	29	34	28	31	30,6	6	214	-38
9	Petr Hanusek	-	CZE	33	33	30	32	28	29	30	30,7	5	215	-37
10	Hannes Hahsler	-	AUT	33	34	29	31	28	32	28	30,7	6	215	-37
11	Tim Tally	-	USA	27	29	35	32	30	31	32	30,9	8	216	-36
12	Anders Lönnkvist	-	SWE	32	32	33	31	28	30	32	31,1	5	218	-34
13	Juha-Petri Kujansuu	-	FIN	32	26	30	31	35	32	32	31,1	9	218	-34
14	Jiri Rimpler	-	CZE	33	33	33	29	34	30	29	31,6	5	221	-31
15	Miroslav Chmelka	-	SVK	34	27	32	33	31	32	32	31,6	7	221	-31
16	Harry Grönlund	Sibeliuspark MGK	FIN	32	32	36	31	31	31	28	31,6	8	221	-31
17	Steve Lovell	-	GBR	32	31	32	35	30	32	30	31,7	5	222	-30
18	Mark Wood	-	GBR	32	36	33	29	29	32	33	32,0	7	224	-28
19	Helmut Passecker	1. AGC Gumpoldskirchen	AUT	29	30	37	34	33	31	30	32,0	8	224	-28
20	Martin Greenhead	-	GBR	35	35	32	31	31	32	30	32,3	5	226	-26
21	Derek Bentall	-	GBR	36	27	34	34	31	32	35	32,7	9	229	-23
22	Jyri Rantanen	Sibeliuspark MGK	FIN	30	36	33	35	33	34	30	33,0	6	231	-21
23	David Hartley	-	GBR	31	36	33	37	32	35	30	33,4	7	234	-18
24	Alfred Schmiester	-	SVK	30	35	34	34	31	36	36	33,7	6	236	-16
25	Antti Pakkala	Kuopio AGC	FIN	34	34	31	38	35	33	34	34,1	7	239	-13
26	Frantisek Drgon	-	SVK	35	33	35	35	35	31	37	34,4	6	241	-11
27	Harald Kutsenits	1. AGC Gumpoldskirchen	AUT	30	32	39	37	35	35	41	35,6	11	249	-3

		Overall final												
Rank	Name	Club	R1	R2	R3	R4	R5	R6	R7	R8	Avg	Total	Par	
1	Aki Sillman	-	27	29	25	27	32	28	28	29	28,1	225	-63	
2	Tom Ahlberg	-	31	30	28	30	29	29	24	29	28,8	230	-58	
3	Tommi Lantta	-	30	30	30	28	26	28	31	27	28,8	230	-58	
4	Marko Nuotio	-	29	30	31	31	28	27	27	28	28,9	231	-57	
5	Mikko Oinonen	-	29	31	28	29	32	28	27	29	29,1	233	-55	
6	Christer Söderlund	-	28	30	34	32	27	29	27	29	29,5	236	-52	
7	Annelie Lundell	-	31	32	28	29	28	30	30	29	29,6	237	-51	
8	Seve Kukielka	-	28	30	28	31	29	30	33	28	29,6	237	-51	
8	Rick Baird	-	30	30	30	28	31	27	29	32	29,6	237	-51	
10	Eetu Ikola	-	26	29	34	32	31	27	28	30	29,6	237	-51	
11	Kevin Sundström	-	29	28	33	31	30	28	31	29	29,9	239	-49	
11	Eddie Söderlund	-	29	31	28	30	32	30	32	27	29,9	239	-49	
13	Anton Eriksson	-	31	31	33	29	31	25	29	33	30,3	242	-46	
14	Patrick Riener	-	30	34	31	29	28	29	30	32	30,4	243	-45	
15	Milan Provaznik	-	30	29	29	32	33	30	29	32	30,5	244	-44	
16	Timo Vartiainen	Manse RG	27	34	27	33	29	32	31	31	30,5	244	-44	
17	Kasper Kammonen	-	32	31	30	32	30	28	28	34	30,6	245	-43	
18	Christian Adler	-	31	30	32	29	34	29	28	33	30,8	246	-42	

TEAMS















		National teams competition							
Rank	Team	R1	R2	R3	R4	R5	R6	Avg	Total
1	Finland 1	113	118	118	120	120	111	29,2	700
2	Finland 2	127	118	125	120	123	117	30,4	730
3	Sweden 1	119	123	127	124	117	121	30,5	731
4	Austria	123	128	125	118	124	118	30,7	736
5	United States	125	119	124	129	122	125	31,0	744
6	Sweden 2	126	129	126	119	124	121	31,0	745
7	Czech Republic 1	123	123	128	122	129	124	31,2	749
8	Great Britain 1	125	122	123	134	122	130	31,5	756
9	Czech Republic 2	125	131	126	130	122	123	31,5	757
10	Finland 3	129	123	121	120	140	128	31,7	761
11	Sweden 3	132	130	137	128	129	117	32,2	773
12	Slovakia 1	132	124	129	137	125	132	32,5	779
13	Great Britain 2	134	134	132	131	123	131	32,7	785
14	Slovakia 2	143	136	130	141	134	132	34,0	816


1	 Finland 1	R1	R2	R3	R4	R5	R6	Avg	Total
	Marko Nuotio	29	30	31	31	28	27	29,3	176
	Eetu Ikola	26	29	34	32	31	27	29,8	179
	Tom Ahlberg	31	30	28	30	29	29	29,5	177
	Aki Sillman	27	29	25	27	32	28	28,0	168
		113	118	118	120	120	111	29,2	700
2	 Finland 2	R1	R2	R3	R4	R5	R6	Avg	Total
	Sandra Walker	33	30	31	32	31	28	30,8	185
	Juha-Petri Kujansuu	32	26	30	31	35	32	31,0	186
	Tommi Lantta	30	30	30	28	26	28	28,7	172
	Aapo Siurola	32	32	34	29	31	29	31,2	187
		127	118	125	120	123	117	30,4	730
3	 Sweden 1	R1	R2	R3	R4	R5	R6	Avg	Total
	Kevin Sundström	29	28	33	31	30	28	29,8	179
	Annelie Lundell	31	32	28	29	28	30	29,7	178
	Christer Söderlund	28	30	34	32	27	29	30,0	180
	Gunnar Bengtsson	31	33	32	32	32	34	32,3	194
		119	123	127	124	117	121	30,5	731
4	 Austria	R1	R2	R3	R4	R5	R6	Avg	Total
	Karl Lakos	29	30	33	29	34	28	30,5	183
	Patrick Riener	30	34	31	29	28	29	30,2	181
	Christian Adler	31	30	32	29	34	29	30,8	185
	Hannes Hahsler	33	34	29	31	28	32	31,2	187
		123	128	125	118	124	118	30,7	736
5	 United States	R1	R2	R3	R4	R5	R6	Avg	Total
	Frank Bisesi	31	34	29	31	29	31	30,8	185
	Jeremy Inabinet	37	26	30	38	32	36	33,2	199
	Tim Tally	27	29	35	32	30	31	30,7	184
	Rick Baird	30	30	30	28	31	27	29,3	176
		125	119	124	129	122	125	31,0	744
6	 Sweden 2	R1	R2	R3	R4	R5	R6	Avg	Total
	Carolin Svensson	32	32	36	30	30	28	31,3	188
	Eddie Söderlund	29	31	28	30	32	30	30,0	180
	Alexander Dahlstedt	34	33	31	29	29	34	31,7	190
	Amir El-Quachani	31	33	31	30	33	29	31,2	187
		126	129	126	119	124	121	31,0	745
7	 Czech Republic 1	R1	R2	R3	R4	R5	R6	Avg	Total
	Matej Vlcek	29	33	34	31	30	31	31,3	188
	Vojtech Miksovsky	32	32	35	30	34	30	32,2	193
	Milan Provaznik	30	29	29	32	33	30	30,5	183
	Daniel Vlcek	32	29	30	29	32	33	30,8	185
		123	123	128	122	129	124	31,2	749
8	 Great Britain 1	R1	R2	R3	R4	R5	R6	Avg	Total
	Seve Kukielka	28	30	28	31	29	30	29,3	176
	Steve Lovell	32	31	32	35	30	32	32,0	192

	Paul Tutt	33	28	33	36	33	34	32,8	197
	James Rutherford	32	33	30	32	30	34	31,8	191
		125	122	123	134	122	130	31,5	756
9	 Czech Republic 2	R1	R2	R3	R4	R5	R6	Avg	Total
	Anna Koldova	29	31	32	36	30	34	32,0	192
	Petr Hanusek	33	33	30	32	28	29	30,8	185
	Lukas Kucera	30	34	31	33	30	30	31,3	188
	Jiri Rimpler	33	33	33	29	34	30	32,0	192
		125	131	126	130	122	123	31,5	757
10	 Finland 3	R1	R2	R3	R4	R5	R6	Avg	Total
	Seija Björk	33	31	33	30	38	33	33,0	198
	Mia Vuorihovi	30	33	31	32	38	33	32,8	197
	Tuula Mörck	37	28	29	29	32	34	31,5	189
	Mikko Oinonen	29	31	28	29	32	28	29,5	177
		129	123	121	120	140	128	31,7	761
11	 Sweden 3	R1	R2	R3	R4	R5	R6	Avg	Total
	Anders Lönnkvist	32	32	33	31	28	30	31,0	186
	Lina Lennestål	37	34	38	33	38	32	35,3	212
	Jenny Erlandsson	32	33	33	35	32	30	32,5	195
	Anton Eriksson	31	31	33	29	31	25	30,0	180
		132	130	137	128	129	117	32,2	773
12	 Slovakia 1	R1	R2	R3	R4	R5	R6	Avg	Total
	Miroslav Chmelka	34	27	32	33	31	32	31,5	189
	Jan Paytina	33	34	30	35	31	30	32,2	193
	Alfred Schmiester	30	35	34	34	31	36	33,3	200
	Kristina Komar	35	28	33	35	32	34	32,8	197
		132	124	129	137	125	132	32,5	779
13	 Great Britain 2	R1	R2	R3	R4	R5	R6	Avg	Total
	Derek Bentall	36	27	34	34	31	32	32,3	194
	David Hartley	31	36	33	37	32	35	34,0	204
	Mark Wood	32	36	33	29	29	32	31,8	191
	Martin Greenhead	35	35	32	31	31	32	32,7	196
		134	134	132	131	123	131	32,7	785
14	 Slovakia 2	R1	R2	R3	R4	R5	R6	Avg	Total
	Katarina Schmiesterova	34	38	27	43	31	30	33,8	203
	Katarina Belkova	39	32	34	29	33	39	34,3	206
	Adrian Kollar	35	33	34	34	35	32	33,8	203
	Frantisek Drgon	35	33	35	35	35	31	34,0	204
		143	136	130	141	134	132	34,0	816

TEAMS

Mixed pairs qualification

Rank	Team	R1	R2	R3	R4	R5	R6	Avg	Total
1	 Walker / Nuotio	62	60	62	63	59	55	30,1	361
2	 Mörck / Lantta	67	58	59	57	58	62	30,1	361
3	 Block / Baird	60	62	63	57	62	59	30,3	363
4	 Vuorihovi / Sillman	57	62	56	59	70	61	30,4	365
5	 Svensson / Sundström	61	60	69	61	60	56	30,6	367
6	 Lundell / Bengtsson	62	65	60	61	60	64	31,0	372
7	 Erlandsson / C. Söderlund	60	63	67	67	59	59	31,3	375
8	 Björk / Ikola	59	60	67	62	69	60	31,4	377
Cut - 8 teams continue after round 6									
9	 Koldova / D. Vlcek	61	60	62	65	62	67	31,4	377
10	 Komar / Chmelka	69	55	65	68	63	66	32,2	386
11	 Lennestal / E. Söderlund	66	65	66	63	70	62	32,7	392
12	 Belkova / Paytina	72	66	64	64	64	69	33,3	399
13	 Schmiesterova / Schmiester	64	73	61	77	62	66	33,6	403
14	 Tompa / Zsolnai	74	71	68	71	71	68	35,3	423

		66	65	66	63	70	62	32,7	392
12	 Belkova / Paytina	R1	R2	R3	R4	R5	R6	Avg	Total
	Katarina Belkova	39	32	34	29	33	39	34,3	206
	Jan Paytina	33	34	30	35	31	30	32,2	193
		72	66	64	64	64	69	33,3	399
13	 Schmiesterova / Schmiester	R1	R2	R3	R4	R5	R6	Avg	Total
	Katarina Schmiesterova	34	38	27	43	31	30	33,8	203
	Alfred Schmiester	30	35	34	34	31	36	33,3	200
		64	73	61	77	62	66	33,6	403
14	 Tompa / Zsolnai	R1	R2	R3	R4	R5	R6	Avg	Total
	Balazs Tompa	35	31	35	32	37	35	34,2	205
	Reka Zsolnai	39	40	33	39	34	33	36,3	218
		74	71	68	71	71	68	35,3	423

This tournament is administrated by [Bangolf Arena](#) version 2.16.67